

# Bennett BLUEFUELER<sup>®</sup> 300 SERIES DEF DISPENSER

Heated and Non-Heated Diesel/DEF Combo Dispenser

## WORLD FAMOUS HYDRAULICS

- Stainless steel rotary meter, with only two moving parts, provides maximum durability and reliability
- Weights and Measures (NIST) approved DEF meter ensures precise fluid measurement

## ELECTRONICS

Single Board surface mount electronics provide high reliability and low cost of ownership

## DURABLE

Sheet metal powder and electrostatic coatings provide automotive grade protection and maximum durability

## HEATER OPTION

Optional DEF heating system for use in cold weather applications



310D DEF Dispenser



320E High Hose BigFueler DEF Combo

# Bennett BLUEFUELER®

## 300 SERIES DEF DISPENSER SPECIFICATIONS

### STANDARD FEATURES

- Dimensions:** Low Hose: 30" w x 60" h x 20" d  
High Hose: 30" w x 88" h x 20" d
- Products:** Up to 2 Products (Diesel & DEF)
- Hoses:** Up to 2 Dispensing points for DEF and/or Diesel
- Unit Type:** Straight Grade Only
- Hydraulics:** Remote and Suction (Diesel)  
Remote Only (DEF)
- Displays:** LCD 8-Digit 1" for Volume
- Voltage:** 120/240 VAC, 50/60Hz
- Inlet / Outlet:** 1.5" dia NPT / 1" dia NPT
- Protocol:** Bennett Open Protocol / Generic / RS485

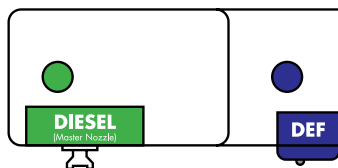
### OPTIONAL FEATURES

- Stainless Steel:** Optional stainless steel packages for doors, end panels, top cover, electronic cover assembly, hinged upper doors and grade panel area
- Other Options:** DEF Heating System, Fleet Card Option, Low Hose or High Hose, Electro-Mechanical Totalizers, Junction Box, Pulse Output Board, Intercom Speaker, Intercom Speaker with Call Button, Custom Graphics, Valance (high hose models), Add-on Kit for existing Bennett Big Fueler High Flow Diesel Dispensers, Manifold Kit for 1-Product Inlet Diesel

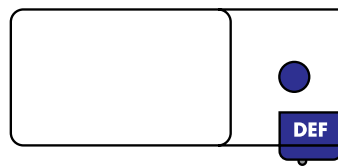
### MODELS (Available in Heated or Non-Heated versions)

- 310D** 1-sided unit, one DEF hose, Low Hose Only
- 320D** 2-sided unit, one DEF hose per side, Low Hose Only
- 320E** 1-sided unit, one DEF hose plus one Diesel hose, High Frame Only
- 330E** 2-sided unit, one sided DEF hose plus one Diesel hose per side, High Frame Only\*
- 330F** 2-sided unit, one sided DEF hose plus one Diesel hose per side, High Frame Only\*\*
- 340E** 2-sided unit, one DEF hose per side plus one Diesel hose per side, High Frame Only

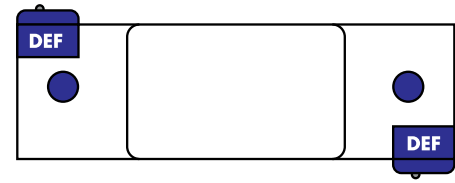
\*Master/Master Configuration | \*\*Master/Satellite Configuration



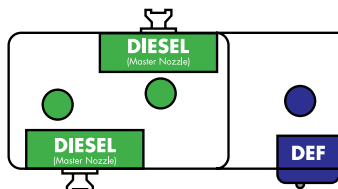
**320E MASTER DIESEL + DEF**  
High Hose Only



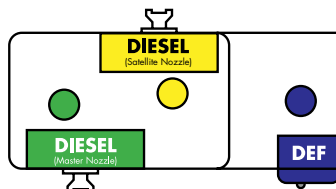
**310 DEF**  
High or Low Hose



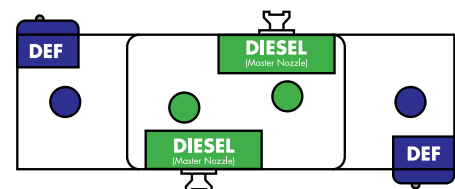
**320D DUAL SIDED DEF**  
High or Low Hose Only



**330E MASTER/MASTER DIESEL + DEF**  
High Hose Only



**330F MASTER/SATELLITE DIESEL + DEF**  
High Hose Only



**340E DUAL SIDED MASTER DIESEL + DEF**  
High Hose Only

NOTE: For a 1 Product Inlet Diesel, please purchase manifold kit (#133480)

